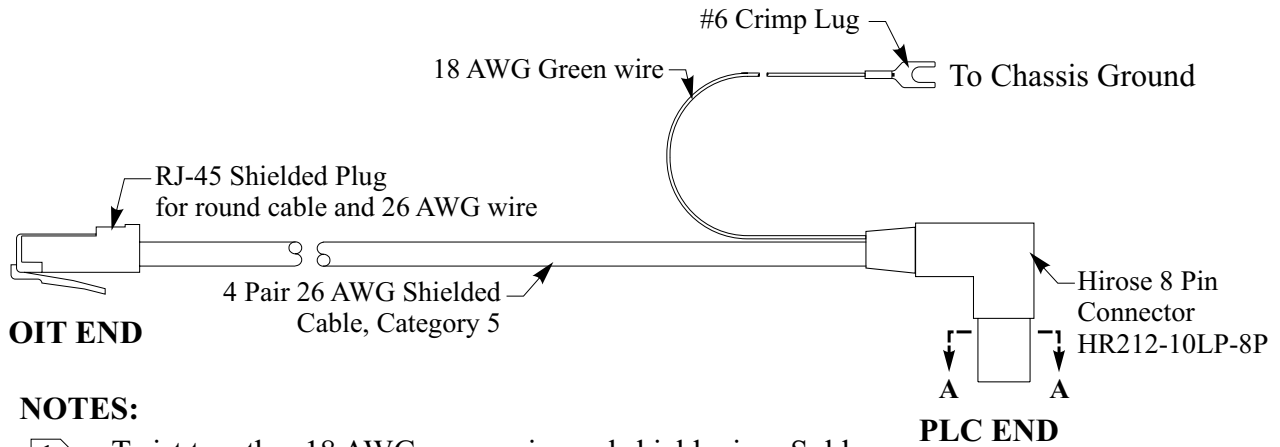




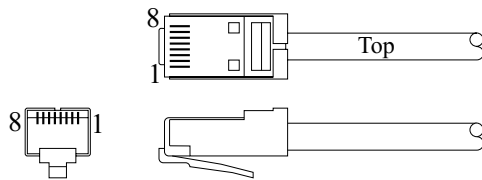
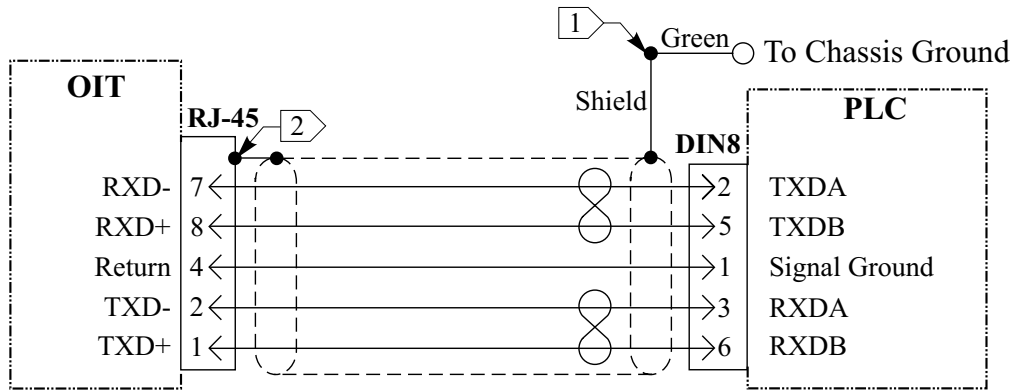
Controller Model: **Aromat FP1**
 Maple OIT Model: **MicroOIT Family**
 Communication Type: **RS-422 with 8 Pin connector at PLC**

Use the wiring diagram and illustration to assemble a communication cable for use with an Aromat FP1 PLC.

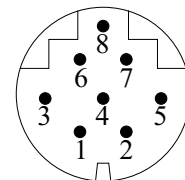


NOTES:

- 1 Twist together 18 AWG green wire and shield wire. Solder wires and insulate with heatshrink to avoid shorting.
- 2 Connect shield wire to the metal housing of the RJ-45 connector.



Pin Configuration
RJ-45 Plug



Pin Configuration
Hirose 8 Pin
View A-A