



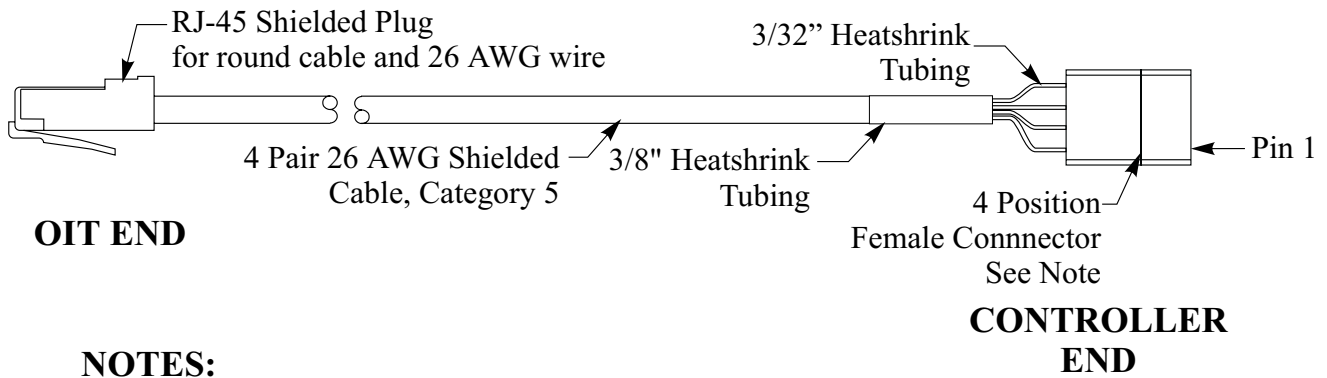
Controller Model: **Compumotor 6K and 6000 Series**

Maple OIT Model: **OIT3100 and OIT4100 Series**

Communication Type: **RS-232 with 4 Position connector at Controller**

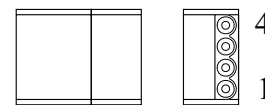
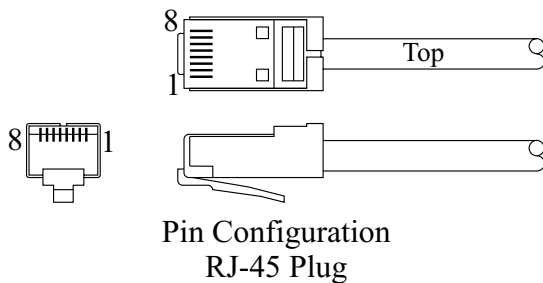
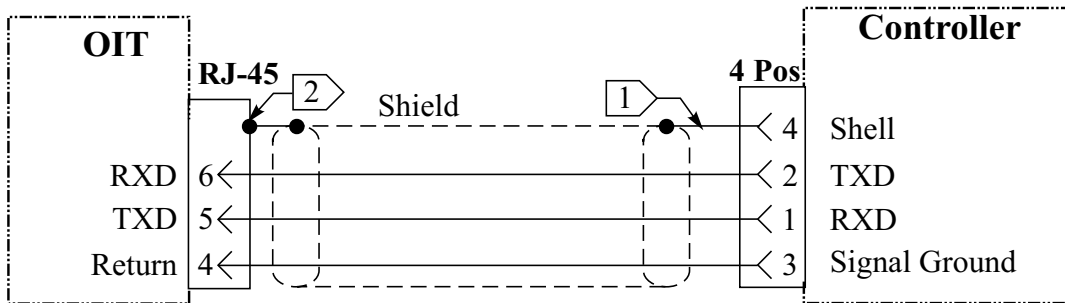
Use the wiring diagram and illustration to assemble a communication cable for use with a Compumotor 6K or 6000 Series controller.

NOTE: For information on the 4 position female connector call WAGO at 414-255-6222 for part number 231-304/026-000 or call Phoenix at (717) 944-1300 part number 1741834.



NOTES:

- 1 Insulate with heatshrink to avoid shorting.
- 2 Connect shield wire to the metal housing of the RJ-45 connector.



Pin Configuration
4 Position Female Connector