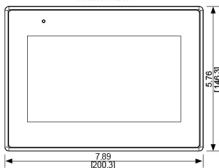


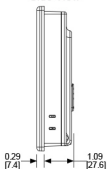
Top View



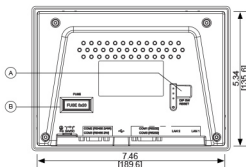
Front View



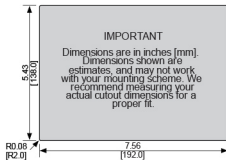
Side View



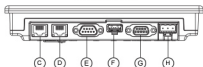
Rear View



Cutout Dimensions



Bottom View



Dimensions are in inches [mm]

A DIP Switch

B Fuse

C Ethernet Port

D Ethernet Port

E Com Port DE9P

F USB 2.0 Host Port

G Com Port DE9S

H Power Connector