TECHNICAL NOTE

Maple Model(s)	Title	TN7008
HMC7000 ONLY MAPware-7000 2.35, 2.36	Update HMC7000 Series Expansion Module Firmware	

P/N: 0907-7008
Rev. 01 Date: 09/20/2022

Summary

When downloading a new project to an HMC7000 Series, or after upgrading MAPware-7000, check the firmware in the HMC7 expansion modules to see if new firmware is available.

Solution

To update the firmware in an HMC7 Expansion Module:

1. Open a project in MAPware-7000 and connect the HMC7000 Series to the computer using either a USB or serial configuration cable.

2. Click the **View** menu at the top of MAPware-7000 and select **Device Information**.

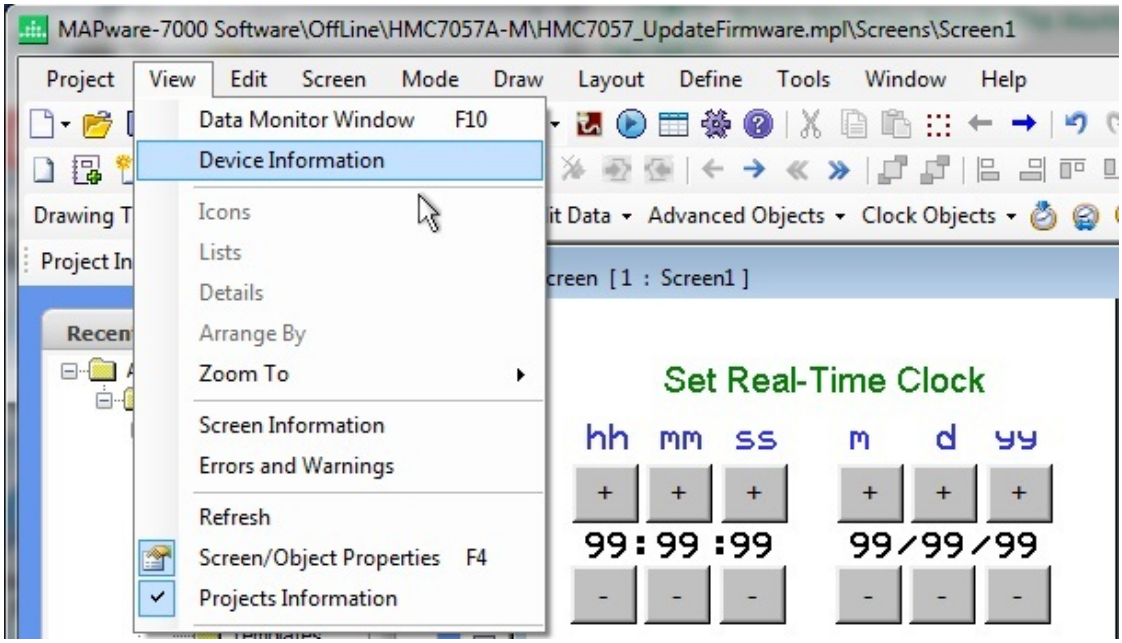

3. In the **Device Information** window, select USB or Serial, depending on your connection method, then click **View**.

4. The **Device Information View** window shows the HMC7000 model in Slot No. 0 and the expansion modules that are connected to the HMC7000 in their associated Slot No.

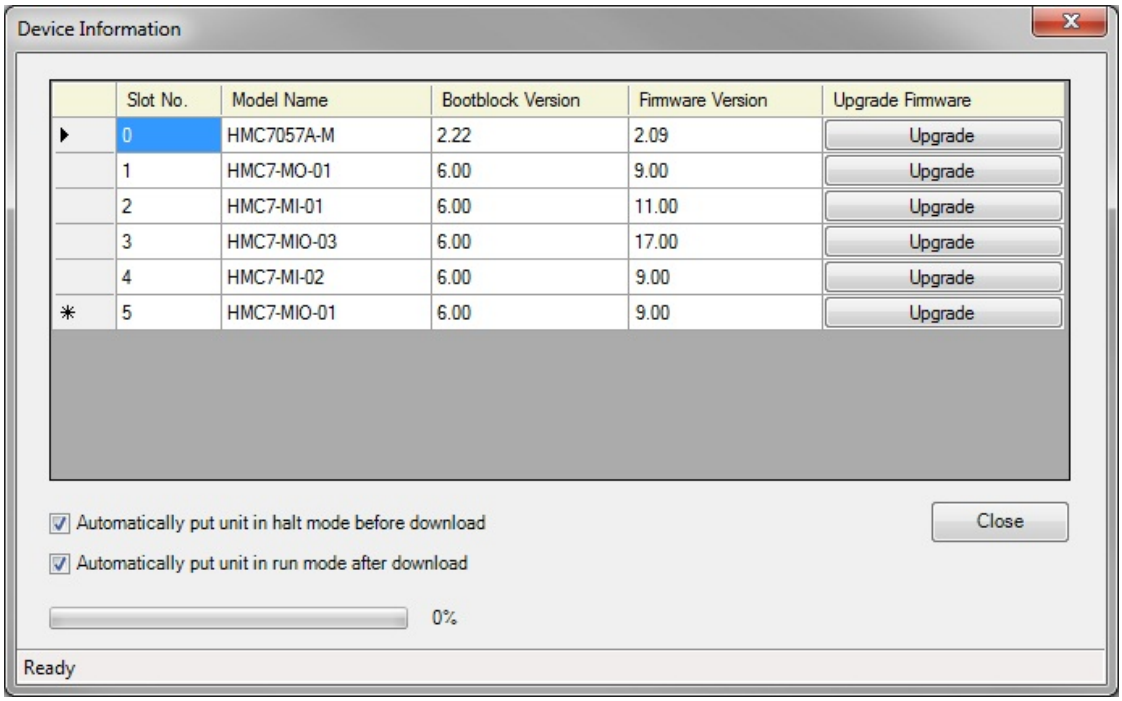

5. Click the **Upgrade** button under the **Upgrade Firmware** column to see if the associated expansion module has the current firmware installed.

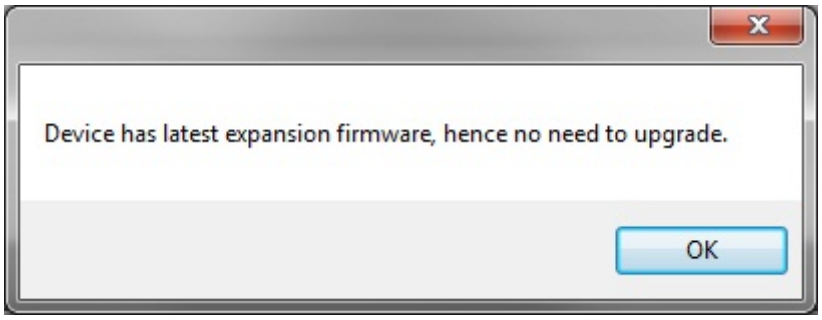

6. If the device has an older version of firmware, installation of the current firmware will begin automatically.

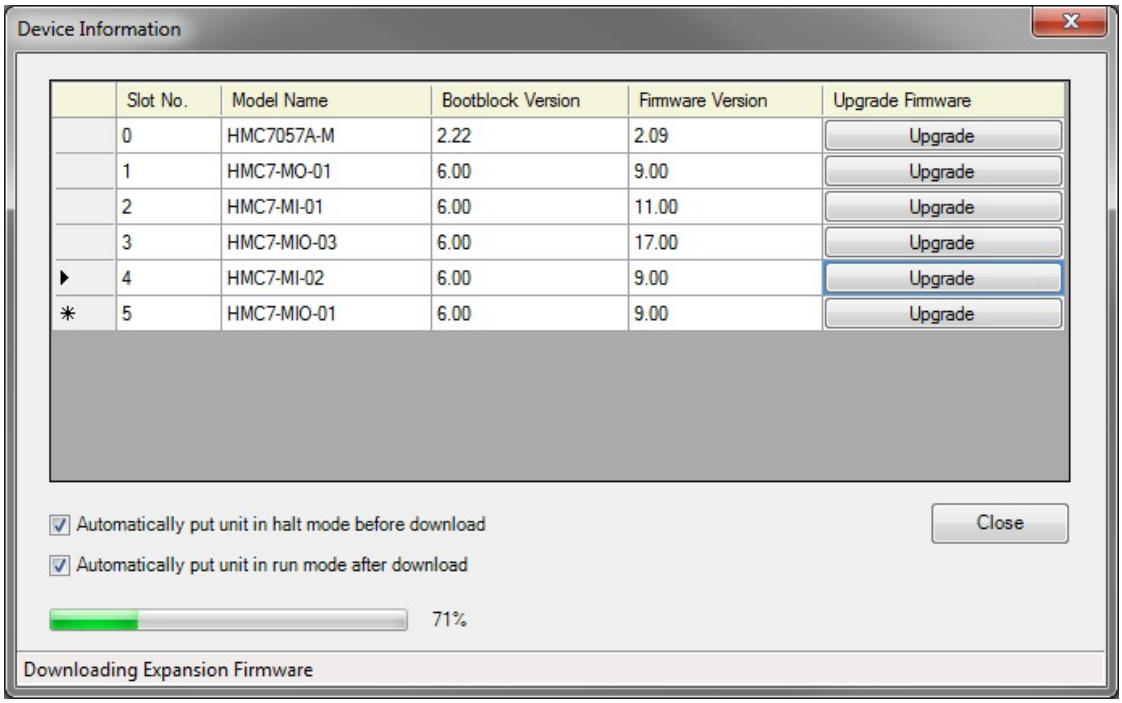

7. Once the firmware has been upgraded in all the expansion modules, click the **Close** button to complete the process.