

5.7" 6-Key HMI + PLC

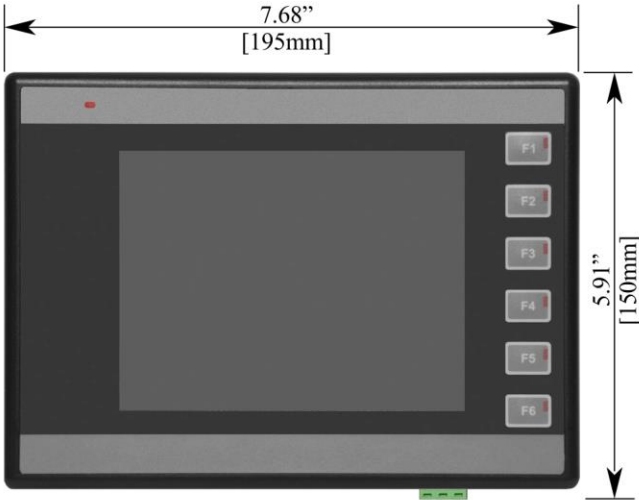


- 6 User-Defined Function Keys
- Touchscreen
- 320 x 240 Pixel Resolution TFT
- 5 I/O Expansion Ports
- 2 Serial Ports


System	CPU	32-bit RISC, 200 MHz
	Memory	8 MB total, 6 MB max for screen memory
	PLC Ladder Memory	960 KB
I/O Ports	USB	1 host port, 1 slave port
	Serial Ports	COM1: RS-232/RS-485, 2 wire or 4 wire COM2: RS-232/RS-485, 2 wire or 4 wire
	Expansion Ports	5 (for optional I/O modules)
	RTC	Built-in
	Display	Display Type
Size (W x H)		4.60" x 3.40" [116 x 87 mm]
Max. Resolution (pixels)		320 x 240
Max. Colors		32 K for bitmaps, and 256 colors for drawing tools
Contrast Ratio		350:1
Backlight		LED
Backlight Longevity		60,000 hours
Touchscreen / Keypad	Brightness (cd/ m²)	400
	Type	4 wire analog resistive
	Lifespan	1 million activations minimum
	Resolution	Continuous
Mechanical	Function Keys	6 programmable keys
	Enclosure	Plastic molding
	Ratings	IP66
	Mounting	Panel
	Dimensions (W x H x D)	7.68" x 5.59" x 1.97" [195 x 142 x 50 mm]
	Panel Cutout (W x H)	7.24" x 5.16" [184 x 131 mm]
	Net Weight	1.57 lbs (.71 Kg)
Environmental	Power Requirements	24 VDC, 417 mA
	Operating Temperature	32 ~ 122°F (0~50° C)
	Storage Temperature	-4 ~ 176°F (-20 ~ 80° C)
	Relative Humidity	10 ~ 85% (non-condensing)
	Shock (operation)	25 g acceleration for 11 ms
Notes	Certifications	CE, cULus (Class I, Div 2 rated), RoHS
	This unit is compatible with all HMC7 I/O modules. Specifications subject to change without notice.	



Top View



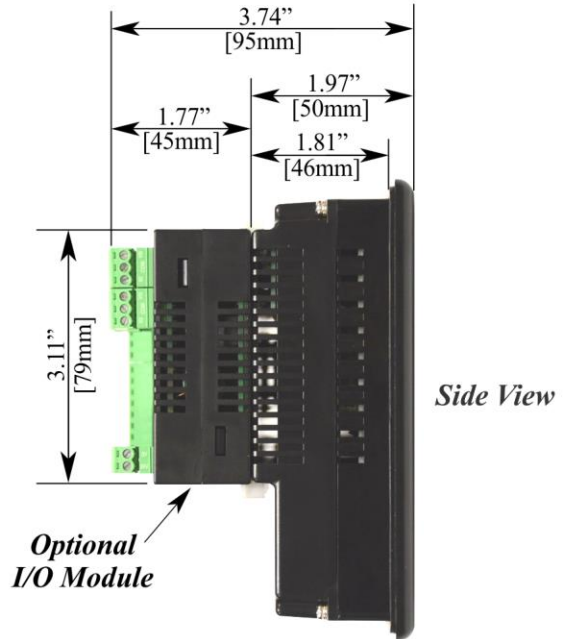
Front View



Rear View

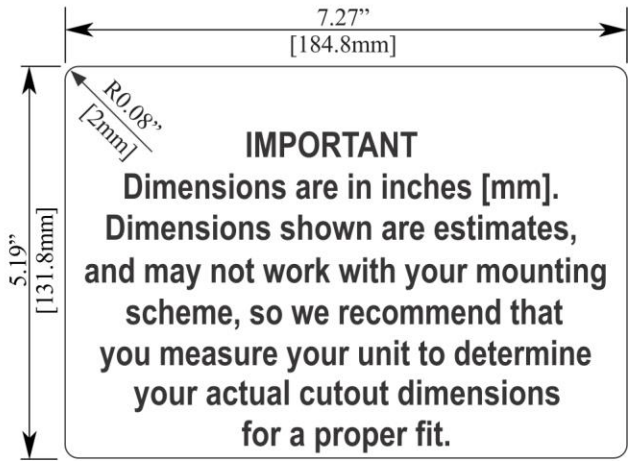


Optional I/O Module



Side View

Optional I/O Module



Cutout Dimensions

IMPORTANT
 Dimensions are in inches [mm].
 Dimensions shown are estimates,
 and may not work with your mounting
 scheme, so we recommend that
 you measure your unit to determine
 your actual cutout dimensions
 for a proper fit.

Dimensions are in inches [mm]

- | | | | |
|-------------------------|------------------------------|--------------------------|--------------------------|
| A USB Host Port | C Battery Compartment | E Power Connector | G DE9S Com Port 2 |
| B USB Slave Port | D Expansion Ports 1-5 | F DE9S Com Port 1 | |