

7" Touchscreen HMI + PLC



- Touchscreen
- 800 x 480 Pixel Resolution TFT
- Ethernet
- 5 I/O Expansion Ports
- 2 Serial Ports

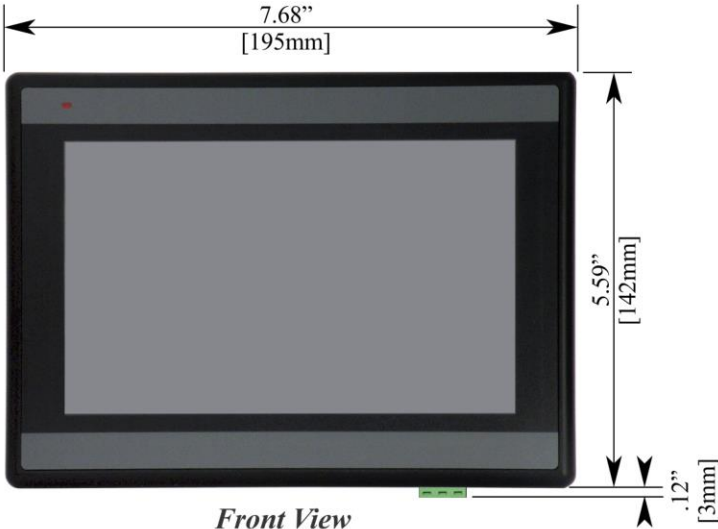
| | | |
|----------------------------------|--|--|
| System | CPU | 32-bit RISC, 400 MHz |
| | Memory | 128 MB total |
| | Application Memory | 45 MB |
| I/O Ports | USB | 1 host port, 1 slave port |
| | Serial Ports | COM1: RS-232/RS-422/RS-485, 2 wire or 4 wire COM2: RS-232/RS-422/RS-485, 2 wire or 4 wire |
| | Ethernet Port | 10/100 Base-T (RJ45) |
| | Expansion Ports | 5 (for optional I/O modules) |
| | RTC | Built-in |
| | Display | Display Type |
| Size (W x H) | | 6" x 3.6" [152 x 91 mm] |
| Max. Resolution (pixels) | | 800 x 480 |
| Max. Colors | | 32 K |
| Contrast Ratio | | 500:1 |
| Backlight | | LED |
| Backlight Longevity | | 30,000 hours at 25° C |
| Brightness (cd/ m ²) | | 300 |
| Touchscreen / Keypad | Type | 4 wire analog resistive |
| | Lifespan | 1 million activations minimum |
| | Resolution | Continuous |
| Mechanical | Enclosure | Plastic molding |
| | Ratings | IP66 |
| | Mounting | Panel |
| | Dimensions (W x H x D) | 7.68" x 5.91" x 1.97" [195 x 150 x 50 mm] |
| | Panel Cutout (W x H) | 7.24" x 5.16" [184 x 131 mm] |
| | Net Weight | 1.37 lbs (.62 Kg) |
| | Power Requirements | 24 VDC, 375 mA |
| Environmental | Operating Temperature | 32 ~ 122°F (0~50° C) |
| | Storage Temperature | -4 ~ 176°F (-20 ~ 80° C) |
| | Relative Humidity | 10 ~ 85% (non-condensing) |
| | Shock (operation) | 25 g acceleration for 11 ms x 3 shocks each axis |
| | Certifications | CE, cULus (Class I, Div 2 rated), RoHS |
| Notes | This unit is compatible with all HMC7 I/O modules. Specifications subject to change without notice. | |



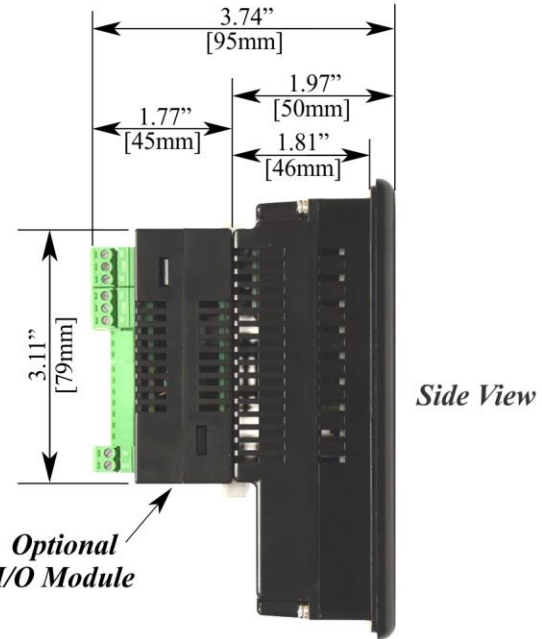
Top View



Optional I/O Module




Front View

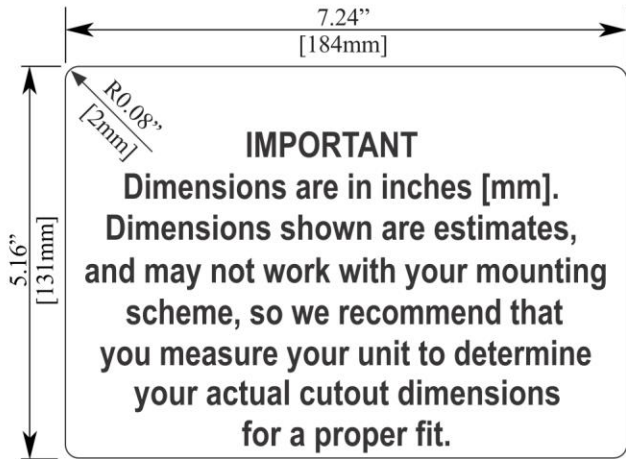


Side View

Optional I/O Module



Rear View



Cutout Dimensions

IMPORTANT
 Dimensions are in inches [mm].
 Dimensions shown are estimates,
 and may not work with your mounting
 scheme, so we recommend that
 you measure your unit to determine
 your actual cutout dimensions
 for a proper fit.



Bottom View

Dimensions are in inches [mm]

- | | | | |
|-------------------------|------------------------------|--------------------------|--------------------------|
| A USB Host Port | C Battery Compartment | E Power Connector | G DE9S Com Port 2 |
| B USB Slave Port | D Expansion Ports 1-5 | F DE9S Com Port 1 | H Ethernet Port |