

Maple Systems, Inc.

Http://www.maplesystems.com

Last revised September 30, 2008

Dimensional Outline, HMI610X-CE/XP



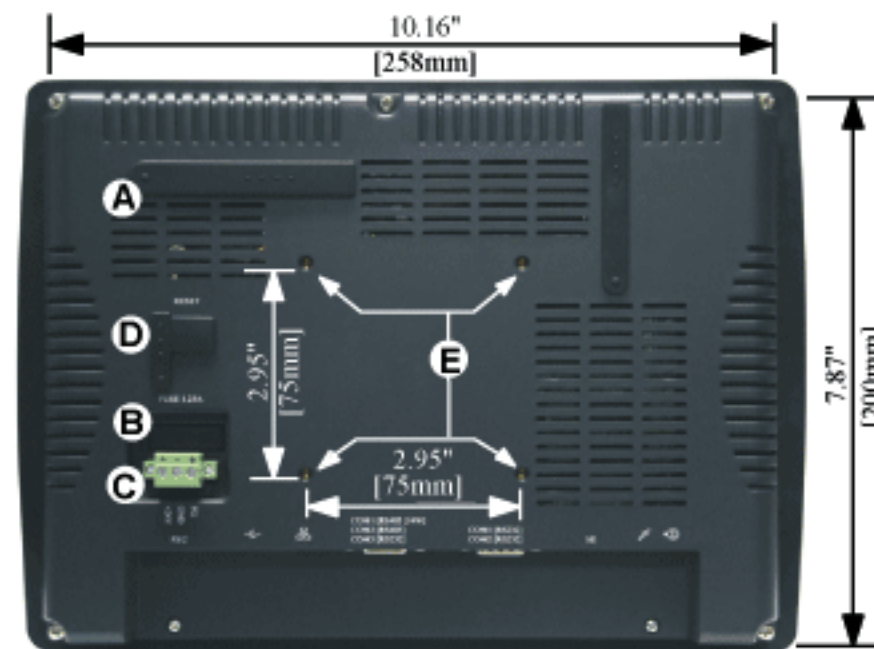
Top View



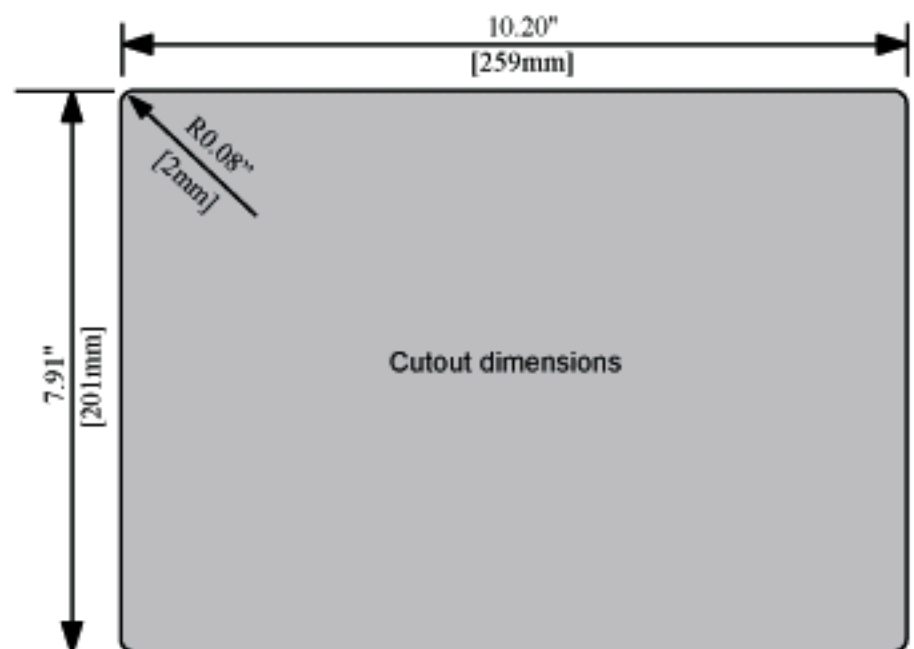
Front View




Side View



Rear View



Cutout dimensions



Bottom View

Panel-mounting clamp slots, 5 places

- A IDE interface (DOM slot)
- B Fuse
- C Power connector
- D Reset button
- E VESA 75mm screw holes

- F PS/2
- G USB host x2
- H Ethernet port 10/100 Base-T
- I Com1 RS485, Com3 RS485, Com3 RS232
- J Com1 RS232, Com2 RS232

- K SD card slot
- L Mic in
- M Line out