

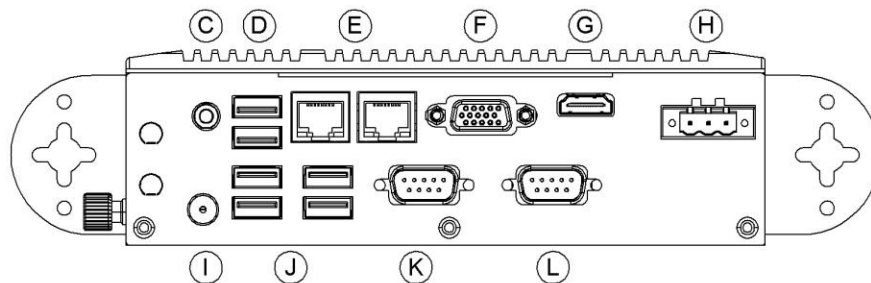
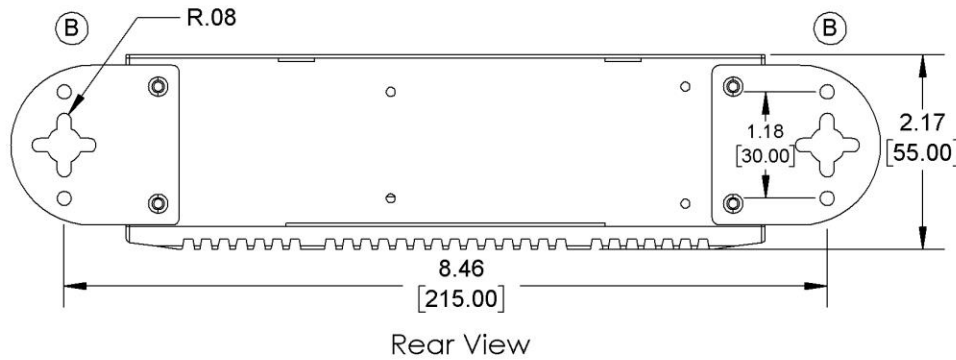
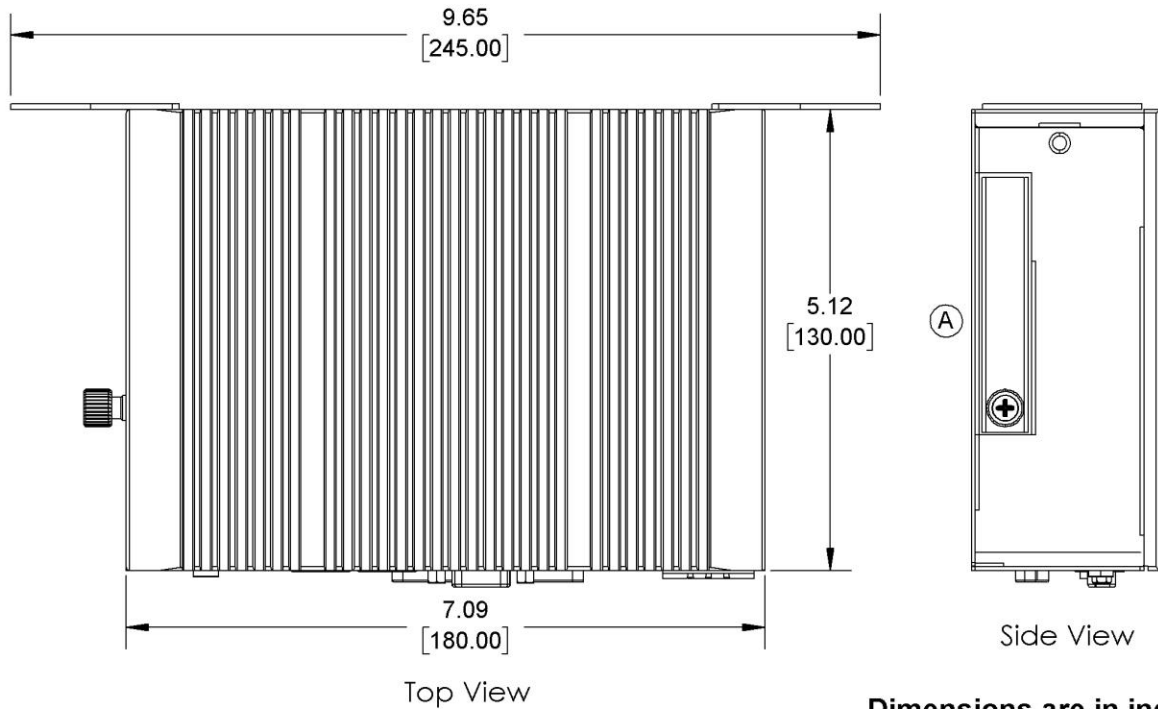


## Low Profile Fanless Box PC



- Intel® Celeron N2930 Processor, 1.83GHz
- Up to 8GB DDR3L SO-DIMM RAM
- DIN-rail mountable (DIN-rail kit sold separately)
- 2 Ethernet Ports, 2 Serial Ports, 6 USB Ports, HDMI® and VGA Port for User-Provided Display Options

<b>System</b>	<b>CPU</b>	Intel® Celeron N2930 1.83GHz CPU processor
	<b>System Chipset</b>	SoC
	<b>System Memory Options *</b>	4GB DDR3L RAM, 1 x 204-pin SO-DIMM 8GB DDR3L RAM, 1 x 204-pin SO-DIMM
<b>I/O Ports</b>	<b>USB</b>	2 x USB 3.0 type A 4 x USB 2.0 type A
	<b>Serial</b>	COM1: RS-232/422/485 DE-9P (default RS-232) COM2: RS-232 DE-9P
	<b>Audio</b>	1 x 3.5 mm line out
	<b>Display Interface</b>	1 x VGA port (max. 1920 x 1200 pixels) 1 x HDMI® port (max. 1920 x 1200 pixels)
	<b>LAN</b>	2 x GbE RJ-45
	<b>Power</b>	3-pin connector header, DC power input
	<b>Remote Power Switch</b>	N/A
	<b>Solid State Drive Options **</b>	32 GB SSD, 1 x 2.5" SATA 2, MLC 64 GB SSD, 1 x 2.5" SATA 2, MLC 128 GB SSD, 1 x 2.5" SATA 2, MLC 256 GB SSD, 1 x 2.5" SATA 2, MLC 512 GB SSD, 1 x 2.5" SATA 2, MLC
<b>Expansion</b>	<b>SD Card Slot</b>	N/A
	<b>Expansion Slot</b>	Optional Wi-Fi kit (Wi-Fi card and antenna)
<b>Touch Screen</b>	<b>Type</b>	N/A
	<b>Interface</b>	N/A
	<b>Light Transmission</b>	N/A
<b>Electrical</b>	<b>Input Voltage</b>	9~36 VDC
	<b>Input Current</b>	0.47 ~ 1.88 A
	<b>Input Power</b>	17 W Max.
<b>Mechanical</b>	<b>Construction</b>	Dark grey aluminum heatsink, black steel chassis
	<b>Rating</b>	IP30
	<b>Mounting</b>	Wall Mount (Wall mounting hardware not included) DIN-Rail Mount optional (DIN-Rail kit sold separately)
	<b>Dimension (W x H x D)</b>	9.65 x 5.12 x 2.17 inches [245 x 130 x 55 mm]
<b>Environmental</b>	<b>Net Weight</b>	2.87 lbs [1.3kg]
	<b>Operating Temperature</b>	32~122°F [0~50°C]
	<b>Storage Temperature</b>	-22~158°F [-30~70°C]
	<b>Storage Humidity</b>	10 to 90% @ 40°C, non-condensing
<b>Operating System</b>	<b>Certification</b>	CE / FCC Class A / RoHS
	<b>Microsoft Windows Options ***</b>	Microsoft Windows® Embedded Standard 7 32-bit or 64-bit (WS7P) Microsoft Windows® 7 Pro for Embedded 32-bit or 64-bit (FES 7 Pro) Microsoft Windows® 10 IoT Enterprise Embedded 2016 32-bit or 64-bit (EPKEA) Microsoft Windows® 10 IoT Enterprise 2016 LTSC 32-bit or 64-bit (PKEA) Microsoft Windows® 10 IoT Enterprise Embedded 2019 LTSC 64-bit (EPKEA) Microsoft Windows® 10 IoT Enterprise 2019 LTSC 64-bit (PKEA)
<b>Notes</b>	Specifications subject to change without notice. * 8GB RAM option requires selection of 64-bit Operating System. ** Additional SSD options available; contact Maple Systems for details. *** 32-bit or 64-bit Operating System must be specified at the time the order is placed.	



- |   |                            |   |                        |
|---|----------------------------|---|------------------------|
| A | SSD Drive Bay              | G | HDMI Port              |
| B | Wall Mount Brackets        | H | DC Power Connector     |
| C | Line-In                    | I | Power Button           |
| D | 2 x USB 3.0 Host Ports     | J | 4 x USB 2.0 Host Ports |
| E | 2 x Gigabit Ethernet Ports | K | DE9P Serial Port COM1  |
| F | VGA Port                   | L | DE9P Serial Port COM2  |