



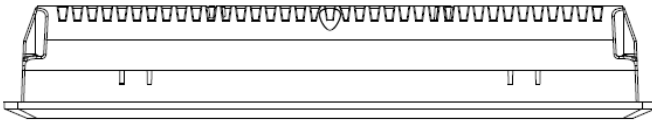
10" Compact Open HMI




- 1280 x 800 Pixel High-Resolution TFT
- Intel Atom Cedar View N2600 1.6 GHz Dual Core Processor
- Onboard DDR3 2 GB 800 MHz
- 2 Ethernet Ports, 2 Serial Ports, 2 USB Ports

System	CPU	Intel Atom Cedar View N2600 1.6 GHz Dual Core processor
	System Chipset	Intel NM10
	System Memory	Onboard DDR3 2 GB 800 MHz
I/O Ports	USB	USB 2.0 type A x 2
	Serial	COM1: RS-232/422/485 DE-9P (default RS-232) COM2: RS-232 DE-9P
	Audio	1 x 3.5mm line out
	LAN	GbE RJ-45 x 2
	Power	3 pins terminal block connector, DC power input
	Storage	Solid State Drive Options 1 x 2.5" SATA 2, MLC (32, 64, 128, 256 GB SSD)
	Expansion	SD Card Slot 1 x internal secure digital memory card socket, up to 32 GB
Display	Expansion Slot	N/A
	Display Type	10.1" TFT-LCD
	Max. Resolution	1280 x 800
	Max. Color	262K
	Luminance (cd/m²)	350
	View Angle (H°/V°)	160/160
	Contrast Ratio	800:1
Touch Screen	Backlight Lifetime (hours)	50,000+
	Type	Resistive touch
	Interface	RS-232
Electrical	Light Transmission	80%
	Input Voltage	9~36 VDC
	Input Current	0.6 ~ 2.1 A
Mechanical	Input Power	21.8 W
	Construction	Silver aluminum front bezel and chassis
	Rating	IP65 front panel / NEMA4x
	Mounting	Panel mounting, VESA 100 x 100
	Dimension (W x H x D)	11.22 x 7.44 x 1.93 inches [285 x 189 x 48.9 mm]
	Net Weight	4.1 lbs [1.9 kg]
Environmental	Operating Temperature	32~122°F [0~50°C]
	Storage Temperature	-4~140°F [-20~60°C]
	Storage Humidity	10 to 90% @ 40°C, non-condensing
	Certification	CE / FCC Class A / cULus / RoHS
Operating System	Type	Base Model: Microsoft Windows® Embedded Standard 7 32-bit (WS7P) Upgrade Option: Microsoft Windows® 7 Pro for Embedded 32-bit (FES 7 Pro)
Notes	Specifications subject to change without notice.	

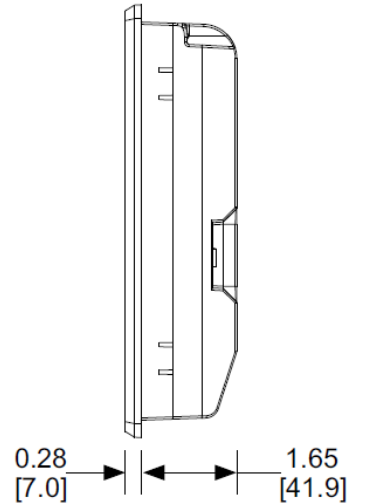
Top View



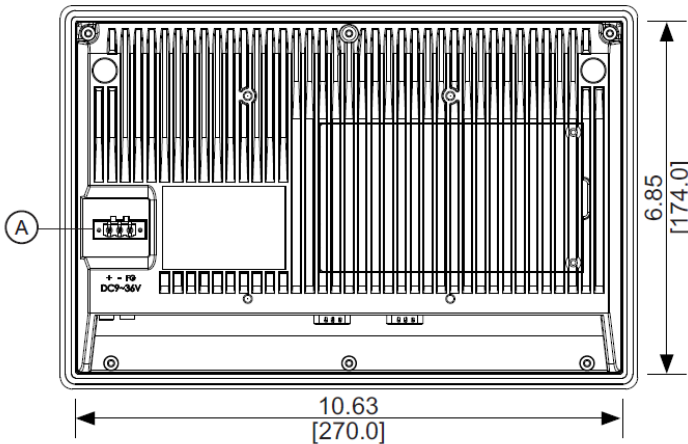
Front View



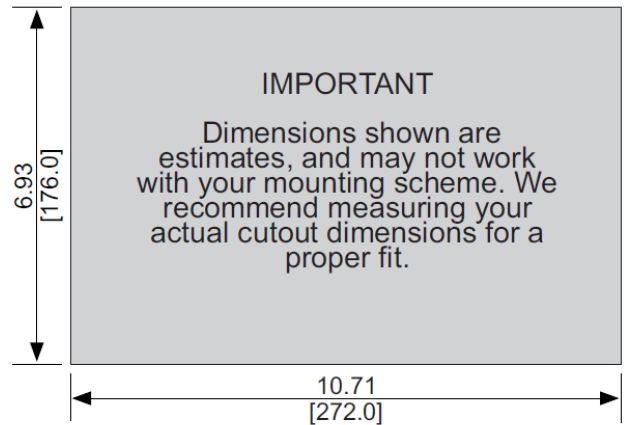
Side View



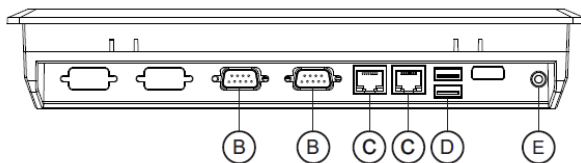
Rear View



Cutout Dimensions



Bottom View



Dimensions are in inches [mm]

- Ⓐ Power Connector
- Ⓑ Com Port DE9P
- Ⓒ Ethernet Port
- Ⓓ USB 2.0 Ports
- Ⓔ Line out