



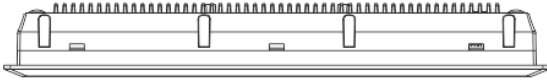
15.1" Compact Open HMI



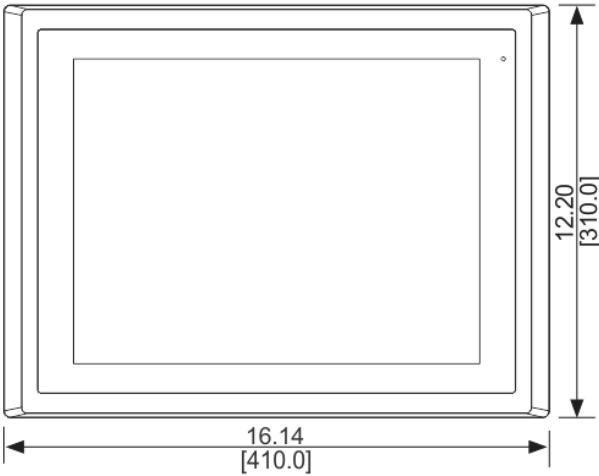
- 1024 x 768 Pixel High-Resolution TFT
- Intel Celeron N2930 1.83 GHz Quad-Core Processor
- Onboard DDR3L 4 GB 1600 MHz
- 2 Ethernet Ports, 2 Serial Ports, 2 USB Ports

System	CPU	Intel Celeron N2930 1.83 GHz Quad-Core processor
	System Chipset	SoC
	System Memory	Onboard DDR3L 4 GB 1600 MHz
I/O Ports	USB	2 x USB 3.0 type A
	Serial	COM1: RS-232/422/485 DE-9P (default RS-232) COM2: RS-232 DE-9P
	Audio	1 x 3.5 mm line out
	LAN	2 x GbE RJ-45
	Power	3-pin connector header, DC power input
	Remote Power Switch	2-pin connector header
	Solid State Drive Options *	32 GB SSD, 1 x 2.5" SATA 2, MLC 64 GB SSD, 1 x 2.5" SATA 2, MLC 128 GB SSD, 1 x 2.5" SATA 2, MLC 256 GB SSD, 1 x 2.5" SATA 2, MLC
Storage	SD Card Slot	1 x internal Secure Digital memory card socket, up to 32 GB
	Expansion Slot	Optional Wi-Fi kit (Wi-Fi card and antenna)
Display	Display Type	15.1" TFT-LCD
	Max. Resolution	1024 x 768
	Max. Color	16.7 M
	Luminance (cd/m²)	450
	View Angle (H°/V°)	160/140
	Contrast Ratio	800:1
	Backlight Lifetime (hours)	60,000+
Touch Screen	Type	5-wire resistive touch
	Interface	USB
	Light Transmission	80%
Electrical	Input Voltage	9~36 VDC
	Input Current	0.5 ~ 2 A
	Input Power	17.8 W
Mechanical	Construction	Silver aluminum front bezel and chassis
	Rating	IP66 front panel / NEMA4X
	Mounting	Panel mounting, VESA 100 x 100
	Dimension (W x H x D)	16.14 x 12.20 x 2.15 inches [410 x 310 x 54.67 mm]
Environmental	Net Weight	9.7 lbs [4.4 kg]
	Operating Temperature	32~122°F [0~50°C]
	Storage Temperature	-4~140°F [-20~60°C]
	Storage Humidity	10 to 90% @ 40°C, non-condensing
	Certification	CE / FCC Class A / cULus / RoHS
Operating System	Microsoft Windows Options **	Microsoft Windows® Embedded Standard 7 32-bit or 64-bit (WS7P) Microsoft Windows® 7 Pro for Embedded 32-bit or 64-bit (FES 7 Pro) Microsoft Windows® 10 IoT Enterprise Embedded 2016 32-bit or 64-bit (EPKEA) Microsoft Windows® 10 IoT Enterprise 2016 LTSB 32-bit or 64-bit (PKEA)
Notes	Specifications subject to change without notice. * Additional SSD options available; contact Maple Systems for details. ** 32-bit or 64-bit must be specified at the time the order is placed.	

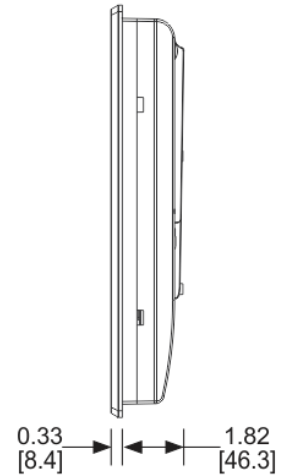
Top View



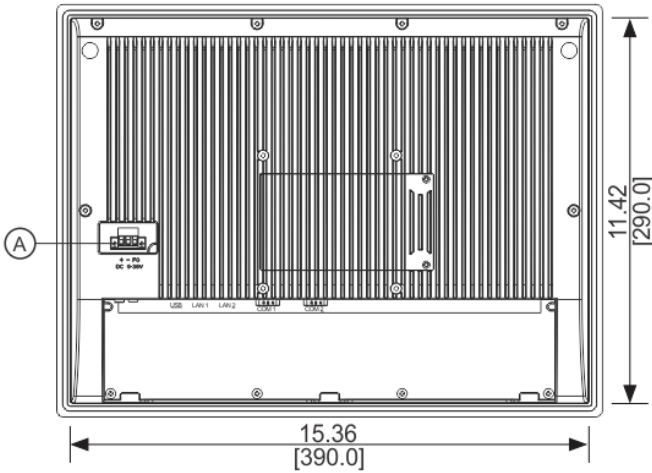
Front View



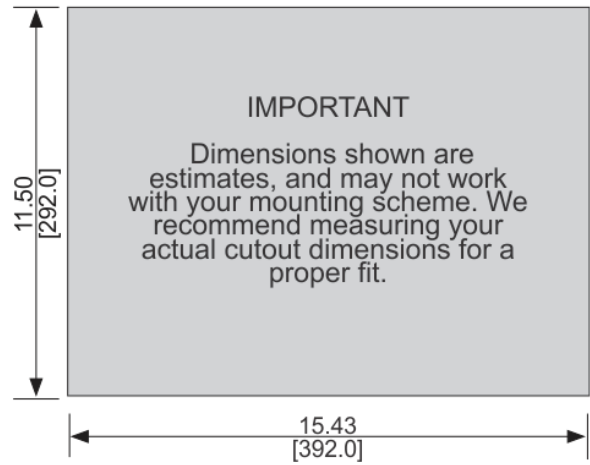
Side View



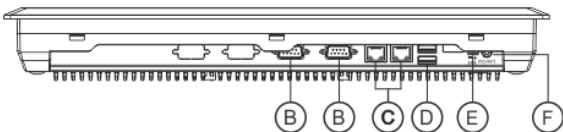
Rear View



Cutout Dimensions



Bottom View



Dimensions are in inches [mm]

Ⓐ Power Connector

Ⓒ Ethernet Ports

Ⓔ SW Connector

Ⓕ Line Out

Ⓑ Com Port DE9P

Ⓓ USB 3.0 Ports