



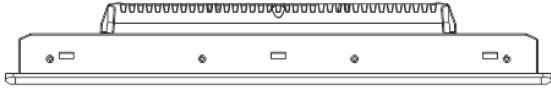
## 15.6" Compact Open HMI



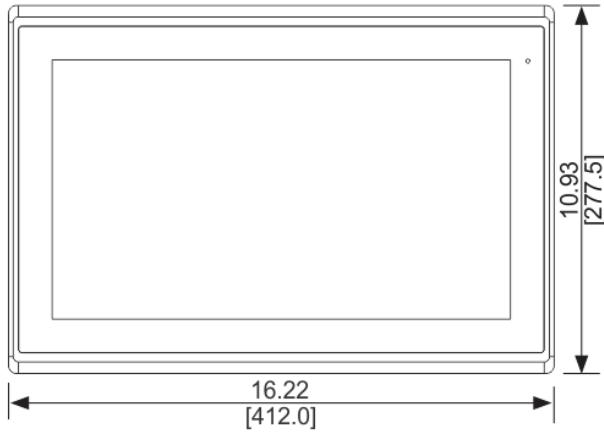
- 1366 x 768 Pixel High-Resolution TFT
- Intel Celeron N2930 1.83 GHz Quad-Core Processor
- Onboard DDR3L 4 GB 1600 MHz
- 2 Ethernet Ports, 2 Serial Ports, 2 USB Ports

<b>System</b>	<b>CPU</b>	Intel Celeron N2930 1.83 GHz Quad-Core processor
	<b>System Chipset</b>	SoC
	<b>System Memory</b>	Onboard DDR3L 4 GB 1600 MHz
<b>I/O Ports</b>	<b>USB</b>	2 x USB 3.0 type A
	<b>Serial</b>	COM1: RS-232/422/485 DE-9P (default RS-232) COM2: RS-232 DE-9P
	<b>Audio</b>	1 x 3.5 mm line out
	<b>LAN</b>	2 x GbE RJ-45
	<b>Power</b>	3-pin connector header, DC power input
	<b>Remote Power Switch</b>	2-pin connector header
	<b>Solid State Drive Options *</b>	32 GB SSD, 1 x 2.5" SATA 2, MLC 64 GB SSD, 1 x 2.5" SATA 2, MLC 128 GB SSD, 1 x 2.5" SATA 2, MLC 256 GB SSD, 1 x 2.5" SATA 2, MLC
<b>Storage</b>	<b>SD Card Slot</b>	1 x internal Secure Digital memory card socket, up to 32 GB
	<b>Expansion Slot</b>	Optional Wi-Fi kit (Wi-Fi card and antenna)
<b>Expansion</b>	<b>Display Type</b>	15.6" TFT-LCD
	<b>Max. Resolution</b>	1366 x 768
	<b>Max. Color</b>	16.7 M
	<b>Luminance (cd/m<sup>2</sup>)</b>	300
	<b>View Angle (H°/V°)</b>	160/160
	<b>Contrast Ratio</b>	500:1
	<b>Backlight Lifetime (hours)</b>	50,000+
<b>Touch Screen</b>	<b>Type</b>	5-wire resistive touch
	<b>Interface</b>	USB
	<b>Light Transmission</b>	80%
<b>Electrical</b>	<b>Input Voltage</b>	9~36 VDC
	<b>Input Current</b>	0.6 ~ 2.2 A
	<b>Input Power</b>	21.6 W
<b>Mechanical</b>	<b>Construction</b>	Silver aluminum front bezel and chassis
	<b>Rating</b>	IP66 front panel / NEMA4X
	<b>Mounting</b>	Panel mounting, VESA 100 x 100
	<b>Dimension (W x H x D)</b>	16.23 x 10.93 x 2.37 inches [412 x 277.5 x 60.4 mm]
	<b>Net Weight</b>	10.58 lbs [4.8 kg]
<b>Environmental</b>	<b>Operating Temperature</b>	32~122°F [0~50°C]
	<b>Storage Temperature</b>	-4~140°F [-20~60°C]
	<b>Storage Humidity</b>	10 to 90% @ 40°C, non-condensing
	<b>Certification</b>	CE / FCC Class A / cULus / RoHS
<b>Operating System</b>	<b>Microsoft Windows Options **</b>	Microsoft Windows® Embedded Standard 7 32-bit or 64-bit (WS7P) Microsoft Windows® 7 Pro for Embedded 32-bit or 64-bit (FES 7 Pro) Microsoft Windows® 10 IoT Enterprise Embedded 2016 32-bit or 64-bit (EPKEA) Microsoft Windows® 10 IoT Enterprise 2016 LTSB 32-bit or 64-bit (PKEA)
<b>Notes</b>	Specifications subject to change without notice. * Additional SSD options available; contact Maple Systems for details. ** 32-bit or 64-bit must be specified at the time the order is placed.	

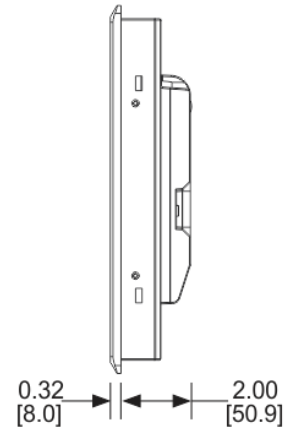
Top View



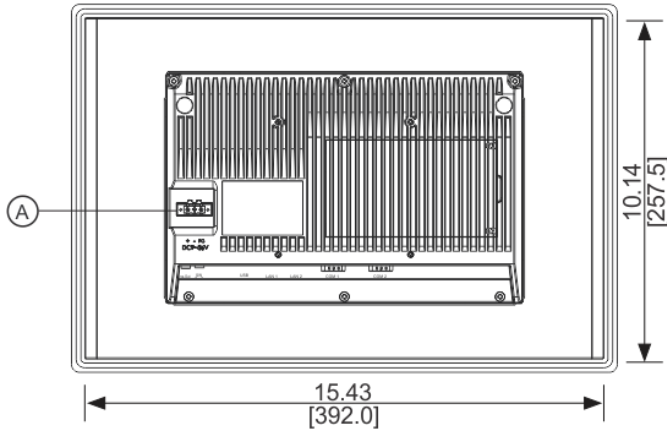
Front View



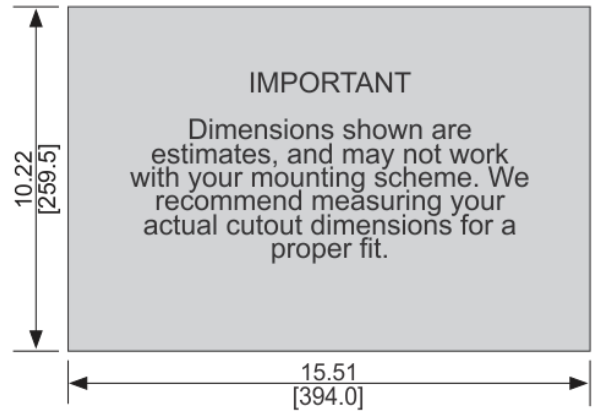
Side View



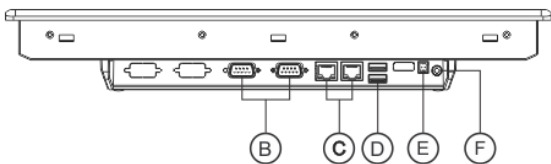
Rear View



Cutout Dimensions



Bottom View



Dimensions are in inches [mm]

Ⓐ Power Connector

Ⓒ Ethernet Ports

Ⓔ SW Connector

Ⓕ Line Out

Ⓑ Com Ports DE9P

Ⓓ USB 3.0 Ports