



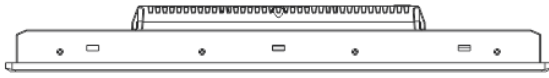
18.5" Compact Open HMI



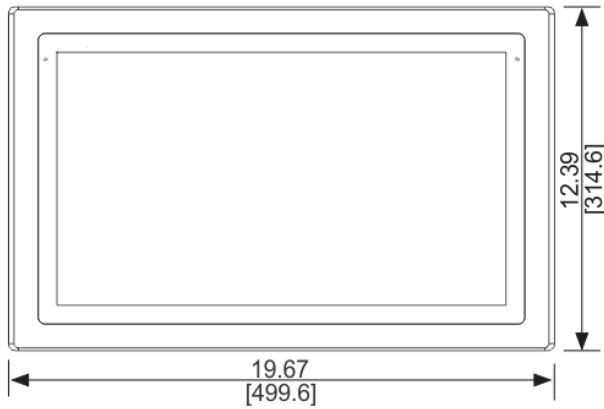
- 1366 x 768 Pixel High-Resolution TFT
- Intel Celeron N2930 1.83 GHz Quad-Core Processor
- Onboard DDR3L 4 GB 1600 MHz
- 2 Ethernet Ports, 2 Serial Ports, 2 USB Ports

System	CPU	Intel Celeron N2930 1.83 GHz Quad-Core processor
	System Chipset	SoC
	System Memory	Onboard DDR3L 4 GB 1600 MHz
I/O Ports	USB	2 x USB 3.0 type A
	Serial	COM1: RS-232/422/485 DE-9P (default RS-232) COM2: RS-232 DE-9P
	Audio	1 x 3.5 mm line out
	LAN	2 x GbE RJ-45
	Power	3-pin connector header, DC power input
	Remote Power Switch	2-pin connector header
	Storage	Solid State Drive Options *
SD Card Slot		1 x internal Secure Digital memory card socket, up to 32 GB
Expansion	Expansion Slot	Optional Wi-Fi kit (Wi-Fi card and antenna)
Display	Display Type	18.5" TFT-LCD
	Max. Resolution	1366 x 768
	Max. Color	16.7 M
	Luminance (cd/m²)	300
	View Angle (H°/V°)	170/160
	Contrast Ratio	1000:1
Touch Screen	Backlight Lifetime (hours)	50,000+
	Type	5-wire resistive touch
	Interface	USB
Electrical	Light Transmission	80%
	Input Voltage	9~36 VDC
	Input Current	0.8 ~ 3.3 A
Mechanical	Input Power	29.8 W
	Construction	Silver aluminum front bezel and chassis
	Rating	IP66 front panel / NEMA4X
	Mounting	Panel mounting, VESA 100 x 100
	Dimension (W x H x D)	19.67 x 12.39 x 2.36 inches [499.6 x 314.6 x 59.9 mm]
Environmental	Net Weight	13.01 lbs [5.9 kg]
	Operating Temperature	32~122°F [0~50°C]
	Storage Temperature	-4~140°F [-20~60°C]
	Storage Humidity	10 to 90% @ 40°C, non-condensing
Operating System	Certification	CE / FCC Class A / cULus / RoHS
	Microsoft Windows Options **	Microsoft Windows® Embedded Standard 7 32-bit or 64-bit (WS7P) Microsoft Windows® 7 Pro for Embedded 32-bit or 64-bit (FES 7 Pro) Microsoft Windows® 10 IoT Enterprise Embedded 2016 32-bit or 64-bit (EPKEA) Microsoft Windows® 10 IoT Enterprise 2016 LTSB 32-bit or 64-bit (PKEA)
	Notes	Specifications subject to change without notice. * Additional SSD options available; contact Maple Systems for details. ** 32-bit or 64-bit must be specified at the time the order is placed.

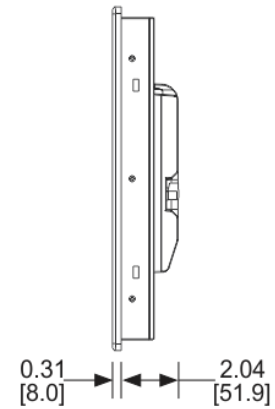
Top View



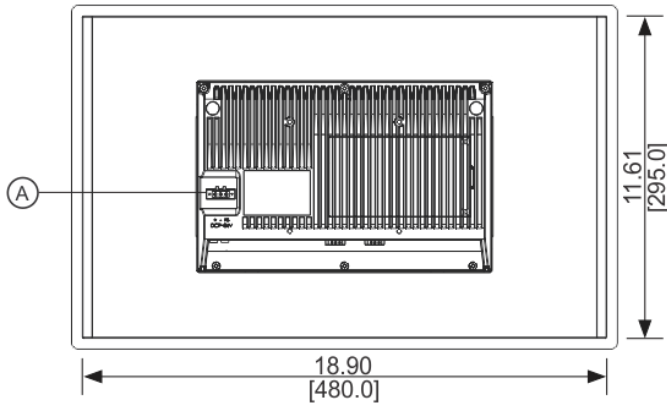
Front View



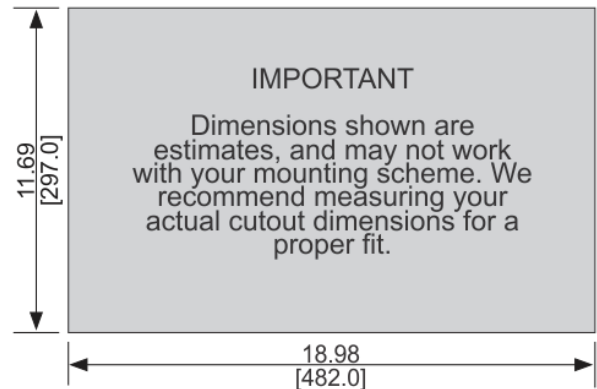
Side View



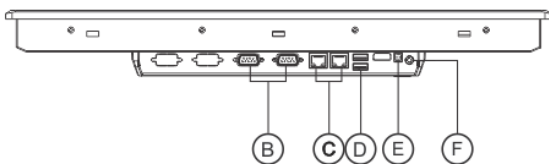
Rear View



Cutout Dimensions



Bottom View



Dimensions are in inches [mm]

Ⓐ Power Connector

Ⓒ Ethernet Ports

Ⓔ SW Connector

Ⓕ Line Out

Ⓑ Com Ports DE9P

Ⓓ USB 3.0 Ports